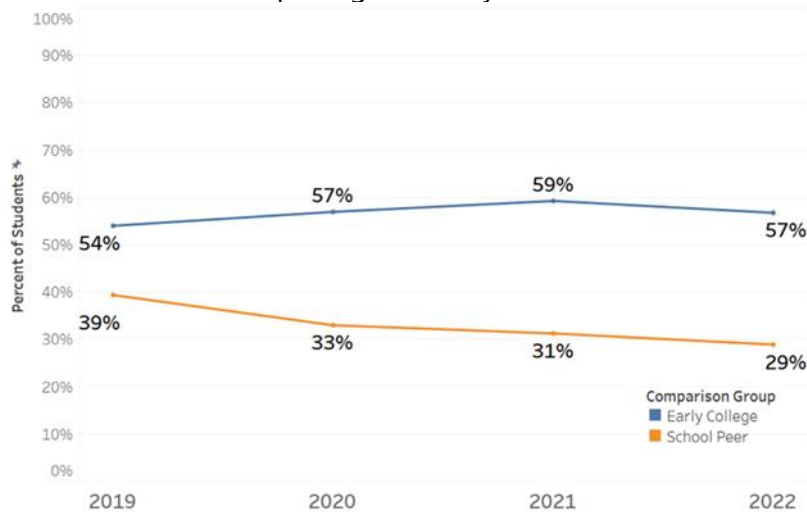


MA Early College FAFSA Fact Sheet As of March 1, 2022

(Based on Early College 12th graders captured in MA DESE SIMS database)

FAFSA completion rate for EC seniors remains nearly twice that of their school peers

12th Graders Completing FAFSA by March 1st Each Year

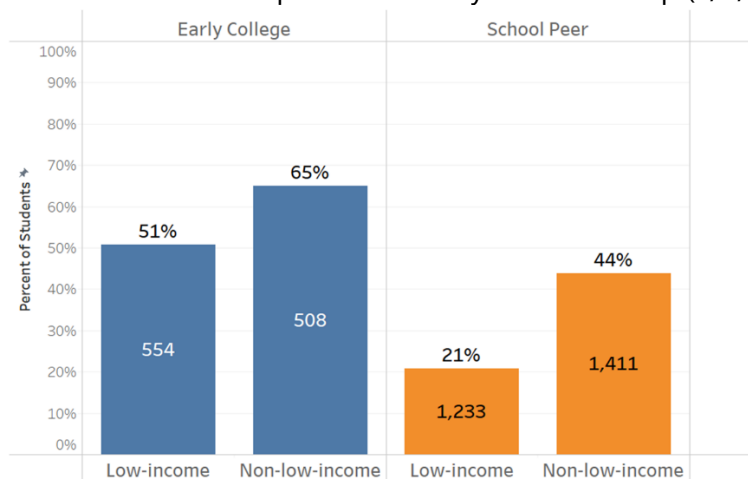


Work to do:
43% of EC 12th graders have not yet completed FAFSAs

Source: U.S. Department of Education Free Application for Federal Student Aid

Low-income Early College seniors complete FAFSA at over double the percentage rate compared to non-EC peers*

EC Seniors FAFSA Completion Rates by Income Group (3/1/22)



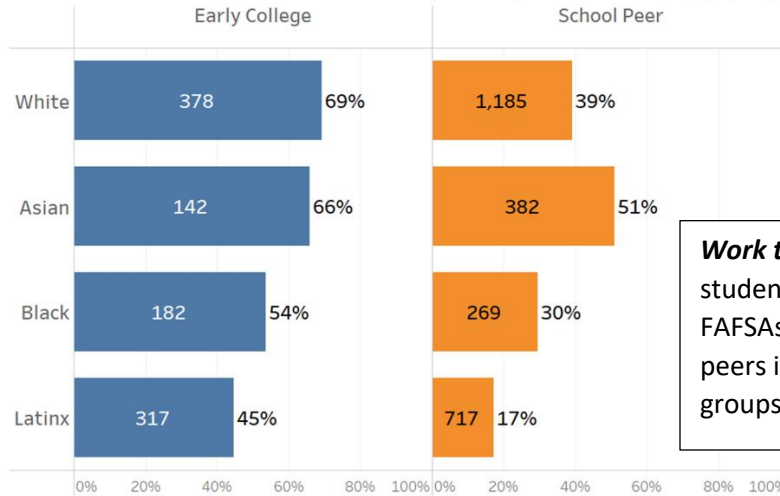
Work to do: Low Income EC students are completing FAFSA at lower rates than non-Low Income EC students.

Source: U.S. Department of Education Free Application for Federal Student Aid

*New definition of economically disadvantaged/low-income background adopted by DESE, SY2021-2022

EC students complete FAFSA at higher rates than non-EC peers in all categories when disaggregated by racial/ethnic groups

EC Seniors FAFSA Completion Rates by Racial/Ethnic Group (3/1/22)



Work to do: EC Black and Latinx students currently complete FAFSAs at lower rates than EC peers in other racial/ethnic groups in completion rates

Source: U.S. Department of Education Free Application for Federal Student Aid

You can find your district’s FAFSA information through Edwin Reports.

Please note that access to Edwin Analytics comes from your individual district.

For more information, please use [this document](#).

